

# WJEC GCSE Spanish Resources Guide

This booklet provides an overview of the support, guidance, and resources available to those teaching the WJEC GCSE Spanish specification across our suite of websites.

## Subject webpage

The WJEC GCSE Spanish Language [subject webpage](#) on the WJEC website is the starting place for anyone teaching the specification. It contains a range of official documentation relating to the qualification, including the specification, sample assessment materials and past papers.

## Portal

The [WJEC Portal](#) is a secure area for centres to access resources. These include past papers and marking schemes (ahead of their publication on the public website), as well as access to CPD materials.

*For teachers to access Portal, they will need a username and password. This will be set up by their Examinations Officer.*

*Answers to frequently asked questions about Portal can be found [here](#).*

## Online Exam Review

The [Online Exam Review website](#) hosts marked examination exemplar in an interactive digital format. Please make sure you fully download each resource and open using Adobe software to play any audio.

## Educational Resources

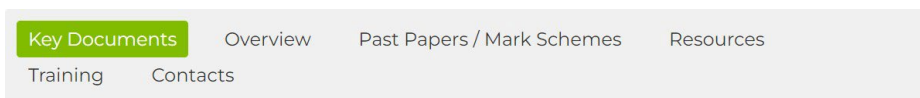
The [Educational Resources website](#) hosts free digital resources. These have been created by our dedicated team of subject experts and web developers, to support the teaching and learning of WJEC qualifications.

## Contents

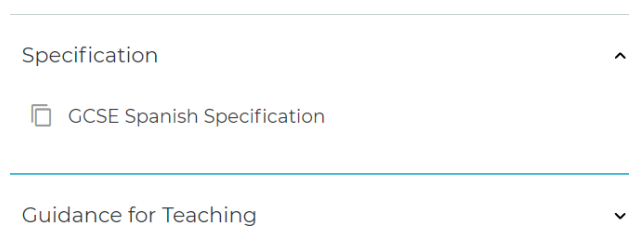
1.	<a href="#">Key Documents</a>
2.	<a href="#">Past Papers</a>
3.	<a href="#">Marking Schemes</a>
4.	<a href="#">Examiners' Reports</a>
5.	<a href="#">Online Exam Review (Marked Exemplar)</a>
6.	<a href="#">Newsletters</a>
7.	<a href="#">CPD Materials</a>
8.	<a href="#">Educational Resources</a>
9.	<a href="#">Grade Boundaries and Exam Results Analysis</a>
10.	<a href="#">Key Dates</a>
11.	<a href="#">Unit 1 Speaking NEA</a>

## 1. Key Documents

A list of Key Documents is available on the [subject webpage](#) of the WJEC website ([Key Documents](#)).




The documents are arranged in categories, and the documents in each category can be viewed by clicking the downward arrow alongside the category name.



Below are direct links to some of the documents that you will need to get started teaching the qualification:



[GCSE Spanish: Specification](#)




[GCSE Spanish: Guidance for Teaching](#)



[GCSE Spanish: Sample Assessment Materials](#)

## 2. Past Papers



Question papers from past examination series are available for:

### GCSE:

- Unit 1 – Speaking
- Unit 2 – Listening
- Unit 3 – Reading
- Unit 4 - Writing

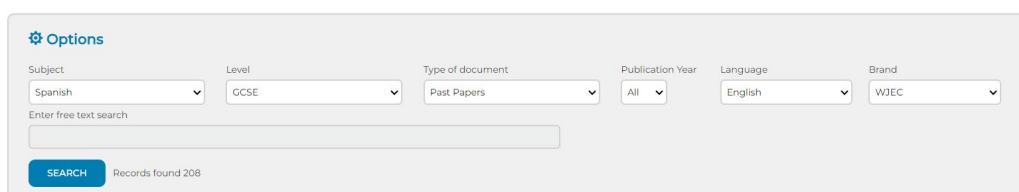
### Past papers on Portal (shortly after end of exam series)

Past papers are published initially on [Portal](#), shortly after the end of the examination series.

To locate the past papers, select 'Past Papers & Marking Schemes' from the 'Resources' menu on the left-hand side of the screen:



Then, use the dropdown menus to choose the papers that you are looking for:

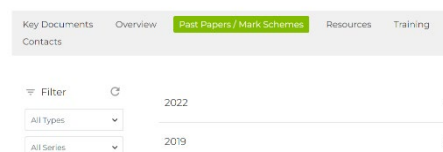


### Past papers on public website (up to twelve months after Results Day)

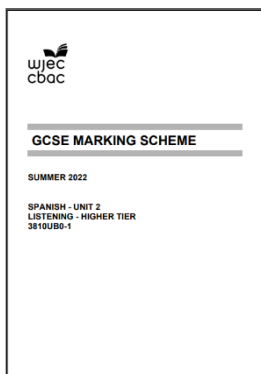
Past papers are published on the public website around twelve months after results for a series have been issued:

Series	Past Papers on public website
June series	1-31 <sup>st</sup> July (of the following year)

They can be accessed on the [subject webpage](#) under the [Past Papers](#) tab.



### 3. Marking Schemes

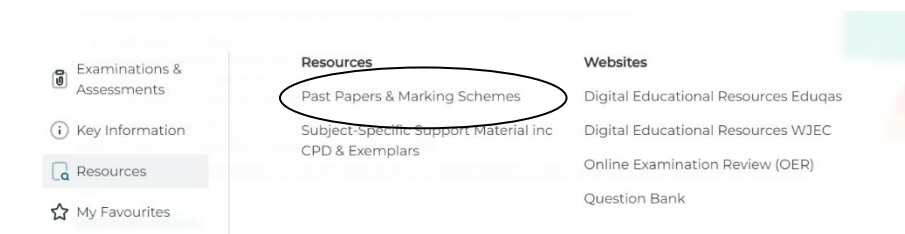


**Marking schemes** are available to accompany question papers from past examination series, providing instructions on how to apply the marking criteria, examples of indicative content, and assessment grids articulating the banded descriptors for different levels of responses.

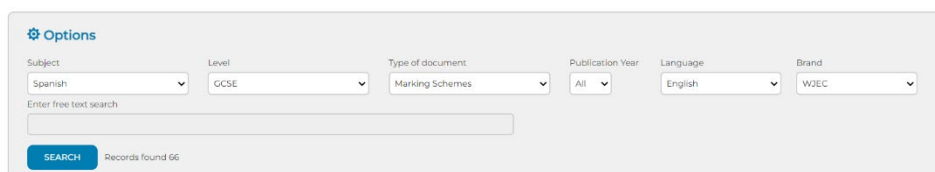
#### Marking schemes on Portal (from Results Day)

Marking schemes are published initially on [Portal](#), on Results Day for the examination series.

To locate the marking schemes, select 'Past Papers & Marking Schemes' from the 'Resources' menu on the left-hand side of the screen:



Then use the dropdown menus to choose the marking schemes that you are looking for:



#### Marking schemes on public website (up to twelve months after Results Day)


Marking schemes are published on the public website around twelve months after results for a series have been issued:

Series	Marking schemes on public website
June series	1-31 <sup>st</sup> July (of the following year)

They can be accessed on the [subject webpage](#) under the [Past Papers](#) tab.

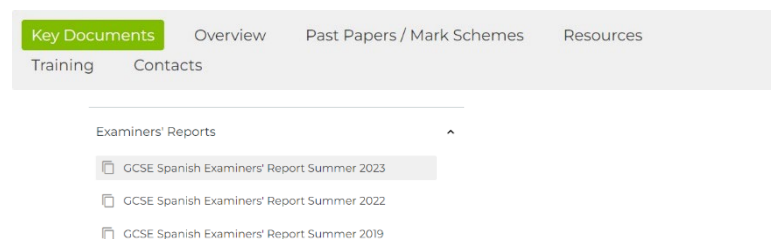


## 4. Examiners' Reports

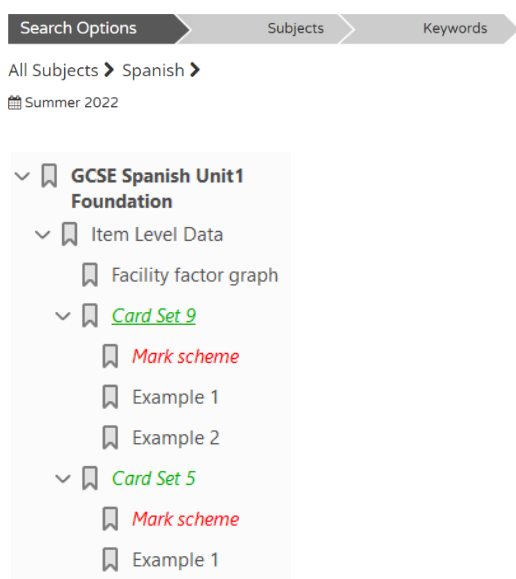


The Principal Examiners' reports provide helpful observations and commentary on candidates' performance across the examined series.

They are published on Results Day for each series and are available on the [subject webpage](#) under [Key Documents](#).

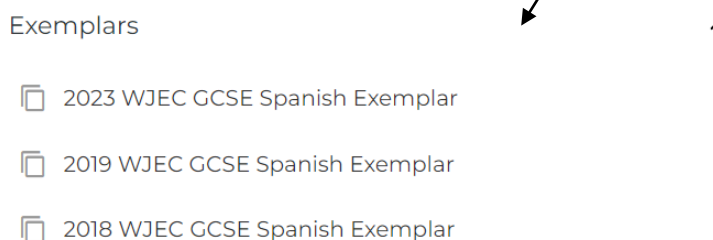


## 5. Online Exam Review (Marked Exemplar)



A set of [Online Exam Review](#) material for each exam component is published providing a number of clean and marked exemplars of candidate responses to key questions from previous examinations. These allow students to review others' responses and discuss ways in which they may be improved, thus developing their own skills.

Exemplar materials, including for 2023, can also be accessed on our website under [Key Documents > Exemplars](#)



***If you are accessing the OER document in a web browser and are only able to see a single page, please download the document and re-open it in Adobe Reader to fully access the material.***

## 6. Newsletters



January Newsletter 2024

GCSE and GCE French, German and Spanish

Happy New Year to everyone! We hope that you have been able to enjoy a restful Christmas break and had a chance to recharge the batteries for the Spring term. There are a lot of things going on so please take time to read through the newsletter as it contains useful and important information for the new term.

**Qualified for the future: Bringing qualifications to life.**

We are excited to be working closely with a range of stakeholders across Wales to co-construct a new suite of GCSEs as part of Qualifications Wales' 'Qualified for the future' project.

Our approach will ensure the new qualifications are inclusive, engaging, support the curriculum, and are fit for the future.

Qualifications Wales has published their Decisions Report and Approval Criteria for the new suite of GCSEs. Our Qualification Development Team have been and will continue to actively engage with a broad range of stakeholders to create inspiring, innovative and exciting qualifications for learners in Wales.

**Here to support you**

We will publish specifications by September 2024.

Our Qualifications Development team will provide regular updates throughout the process, and a package of bilingual teaching and learning resources and Professional Learning opportunities will be developed to support the delivery of these new qualifications.

Need further information? Please see our FAQs or contact us at [qualificationdevelopment@wjec.co.uk](mailto:qualificationdevelopment@wjec.co.uk). [Subscribe here](#) for updates.

Click the [Subscribe for updates](#) button on the right-hand side of the [subject webpage](#) to sign up for email updates about the qualification, including the termly subject-specific newsletters published each September, January and April.

Get the latest subject updates

+ [Subscribe for updates](#)

Past newsletters are also available from the [subject webpage](#) under [Key Documents](#).

[Key Documents](#)

[Overview](#)

[Past Papers / Mark Schemes](#)

[Resources](#)

[Training](#)

[Contacts](#)

## 7. CPD Materials

### Annual CPD programme

WJEC offers an annual programme of CPD training events, which include both face-to-face and/or online sessions. They are designed for practitioners to get all the latest feedback on assessments, an insight into our teaching resources, as well as a range of practical strategies for the classroom.

Details of forthcoming sessions are listed on the [subject webpage](#) under [Training > Upcoming Courses](#).

[Key Documents](#)

[Overview](#)

[Past Papers / Mark Schemes](#)

[Resources](#)

[Training](#)

[Contacts](#)

[Upcoming Courses](#)

[On Demand Courses](#)

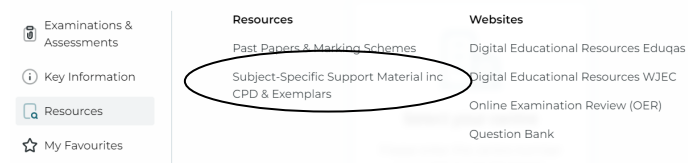
[Materials from previous events](#)

## Materials from past CPD events



Materials from CPD training events held in previous years are available on [Portal](#).

These can be accessed by selecting Resources and Subject Specific Materials including CPD.



The focus of each year's provision is outlined below.

<b>Autumn 2023</b>	<b>Assessment &gt; classroom practice</b> - review of the 2023 summer assessment series. Includes overviews of Unit 1 (speaking) and Unit 4 (writing), with the Principal Examiner's observations and examples of candidates' performance.
<b>Autumn 2022</b>	<b>Assessment &gt; classroom practice</b> – review of the 2022 summer assessment series, exploration of examples of marked candidate responses and consideration of how feedback on assessments can inform teaching and learning.
<b>Autumn 2021</b>	<b>Assessment &gt; classroom practice</b> - Developing listening and reading resilience for GCSE MFL.
<b>Autumn 2020</b>	<b>Assessment &gt; classroom practice</b> – Developing and reading resilience for GCSE MFL.
<b>Autumn 2019</b>	<b>Assessment &gt; classroom practice</b> – review of the 2019 summer series; focusing on Unit 1 Speaking and Unit 4 Writing.
<b>Autumn 2018</b>	<b>Assessment &gt; classroom practice</b> – review of the 2018 summer assessment series, exploration examples of marked candidate responses and consideration of how feedback on assessments can inform teaching and learning.

## Pre-recorded courses

Pre-recorded courses are available on the [subject webpage](#) under [Training > On-Demand Courses](#).



## Mark Like an Examiner

WJEC GCSE MFL

Pre-recorded Professional Learning: autumn 2020

How to mark like an examiner –

Writing Unit 4

Our '[Mark Like an Examiner](#)' session aims to equip teachers to apply the mark scheme correctly and fairly. It can also be used to develop candidates' understanding of the mark scheme.

## 8. Educational Resources

A wide range of free digital resources have been developed to support the teaching and learning of WJEC GCSE Spanish and these are available from our [Educational Resources](#) website.

The full range of resources can be accessed [here](#) and a selection of the resources are outlined below.

### GCSE Spanish, Units 1 -4 – Teaching and Learning Resources



[Unit 1 resources](#)

[Unit 2 resources](#)

[Unit 3 resources](#)

[Unit 4 resources](#)

### GCSE Theme 1 – Identity and Culture



[Theme 1 resources](#), including interactive listening, reading and translation activities that can be used to support teaching and learning as a whole class or independently.

### GCSE Theme 2 – Wales and the World; Areas of Interest



[Theme 2 resources](#), including interactive listening, reading and translation activities that can be used to support teaching and learning as a whole class or independently.

### GCSE Theme 3 – Current and Future Study and Employment



This [Theme 3 resource](#) offers interactive listening, reading and translation activities that can be used to support teaching and learning as a whole class or independently.



## Exam Walk Through – GCSE Spanish



Aimed at learners, [Exam Walk Through](#) resource offers practical hints and tips on how to effectively approach questions in the examination paper. Using questions from past exam papers, the PPT with audio help and audio script in the notes will walk you through a mock examination paper, helping you revise and practice useful exam techniques.

## GCSE Spanish Knowledge Organisers



A bank of sample [knowledge organisers](#) covering each of the subthemes in GCSE Spanish. These could be used for revision or as a starting point for creating your own knowledge organisers.

## Language Tools



This is a bank of [tools](#) that allow teachers to use their own piece of text to generate a range of language-based activities.

## 9. Grade Boundaries and Exam Results Analysis

### Grade boundaries

Grade boundaries from past examination series are available on the [subject webpage](#).

[Overview](#) [Past Papers](#) [Resources](#) [Training](#) [Contacts](#)

#### Grade Boundaries

Grade boundaries are the minimum number of marks needed to achieve each grade.

Grade boundary information is available for every unit. Make sure you select the correct information from the drop down.

June 2023

AS/A Level



Level 3



Skills Challenge Certificate



GCSE



Level 1/2



Entry Level

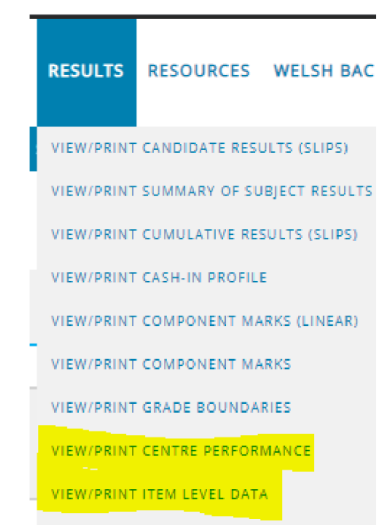


The overall [UMS grade boundaries](#) are available in the specification and on the Results, Grade Boundaries and PRS page of the website. These boundaries remain the same year on year.

	A*	A	B	C	D	E	F	G
Maximum Uniform Mark of 40	36	32	28	24	20	16	12	8
Maximum Uniform Mark of 50	45	40	35	30	25	20	15	10
Maximum Uniform Mark of 60	54	48	42	36	30	24	18	12
Maximum Uniform Mark of 70	63	56	49	42	35	28	21	14
Maximum Uniform Mark of 75	68	60	53	45	38	30	23	15
Maximum Uniform Mark of 80	72	64	56	48	40	32	24	16

## Exam Results Analysis

### Exam Results Analysis



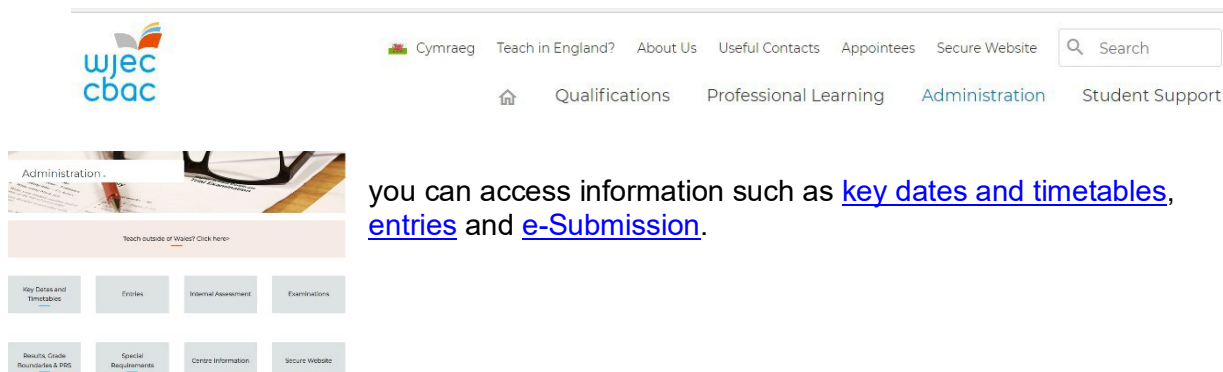
Exam Results Analysis can be used by teachers to:

- Evaluate their own performance against specification norms.
- Identify strengths and weaknesses for a candidate cohort and suggest areas of improvement.
- Assist individual candidates in improving their own performance.

It can be accessed on [Portal](#), and allows you to compare your students' performance on each question with that of the candidature overall, letting you see where they have done well and where there might be room for improvement. To do this, under the 'Results' tab, click on 'View/Print Item Level Data' or 'View/Print Centre Performance' for comparable data.

## 10. Key Dates

By selecting the [Administration](#) tab on the top right of the [subject webpage](#),



you can access information such as [key dates and timetables](#), [entries](#) and [e-Submission](#).

## 11. Unit 1 NEA

### NEA Speaking Documentation and Guidance


All Unit 1 speaking documentation and guides can be found in the [NEA](#) section of the website. This includes the [MFL Centre Form](#) – once completed, this will need to be scanned and uploaded to Surpass along with the Set Allocation List and recordings of candidate work for Unit 1.

Key Documents	Overview	Past Papers / Mark Schemes	Resources	Training
Contacts				
Sample Assessment Materials <span style="float: right;">▼</span>				
Unit 1 NEA <span style="float: right;">▲</span>				
<input type="checkbox"/> GCSE MFL Unit 1 Mark Sheets <input type="checkbox"/> GCSE MFL centre form <input type="checkbox"/> WJEC MFL Unit 1 GCSE Instructions for Teacher Examiners				
Examiners' Reports <span style="float: right;">▼</span>				

There is also a [WJEC MFL Unit 1 GCSE Instructions for Teachers](#) guidance document.

## 12. Contact Us

Our subject team is happy to help you with all your queries related to the teaching and learning of WJEC GCSE Spanish. Our Subject Officers are experienced teachers and are here to support you with delivering our qualifications.

Get in touch with us via e-mail:  [languages@wjec.co.uk](mailto:languages@wjec.co.uk)