



This booklet contains AURASMA 'links' or 'auras' containing short videos on various aspects of Units 1 and 2.

Being selected as an example video does not mean that the video is in anyway endorsed by WJEC/Eduqas. The videos are simply used to illustrate how Aurasma could be used both inside and outside the classroom.

As you would with any material, please check that is appropriate for your students before allowing to use these links.

In order to make the links work you will need to download the FREE app:

1. Register as a user using the app available from



<https://itunes.apple.com/us/app/aurasma/id432526396> (see pages 2-4)

or from

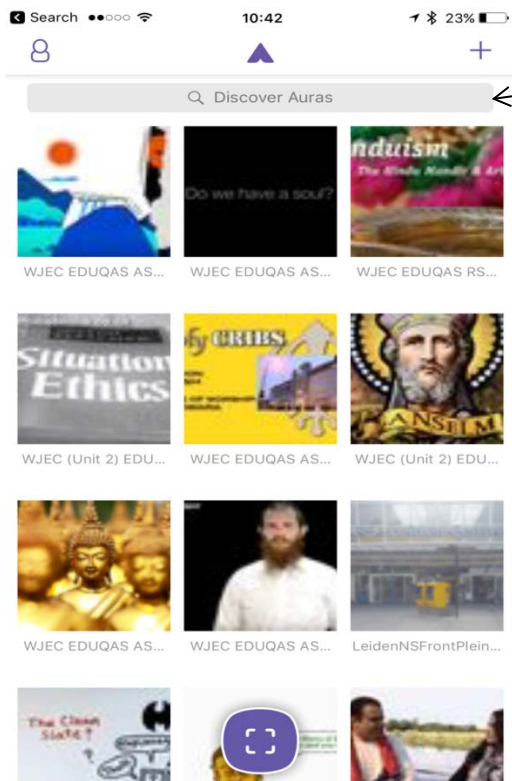


<https://play.google.com/store/apps/details?id=com.aurasma.aurasma>

(see pages 5-6)

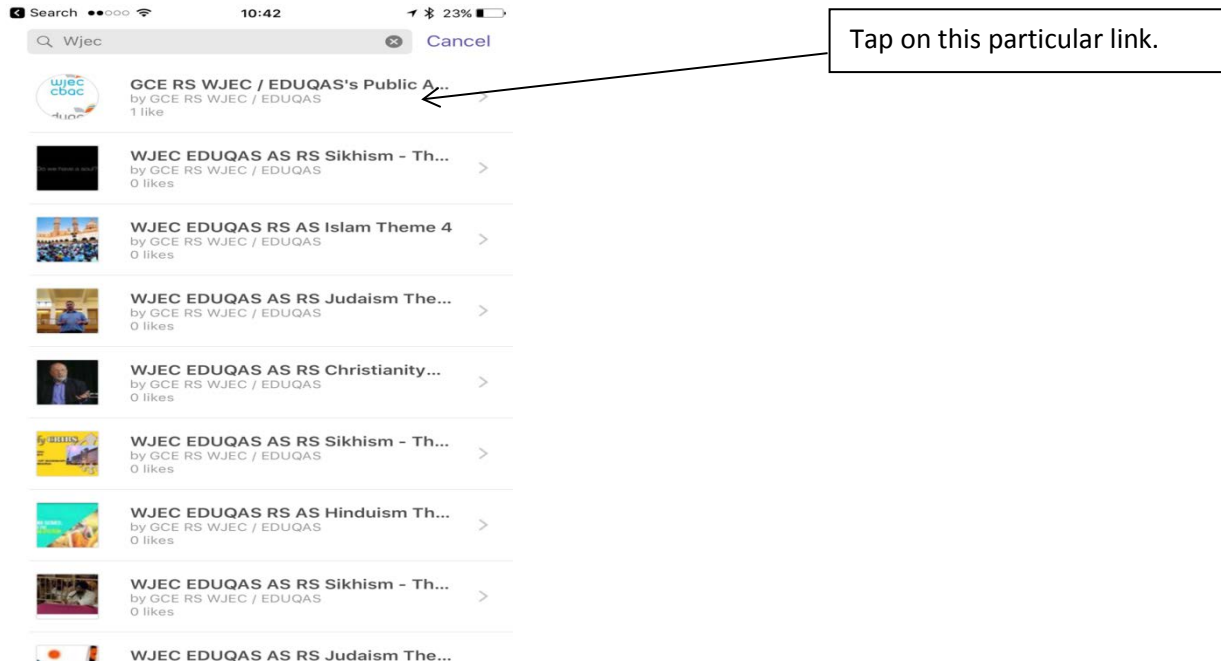
2. Once you've registered to use the app. open it up ...

For the Apple IOS version

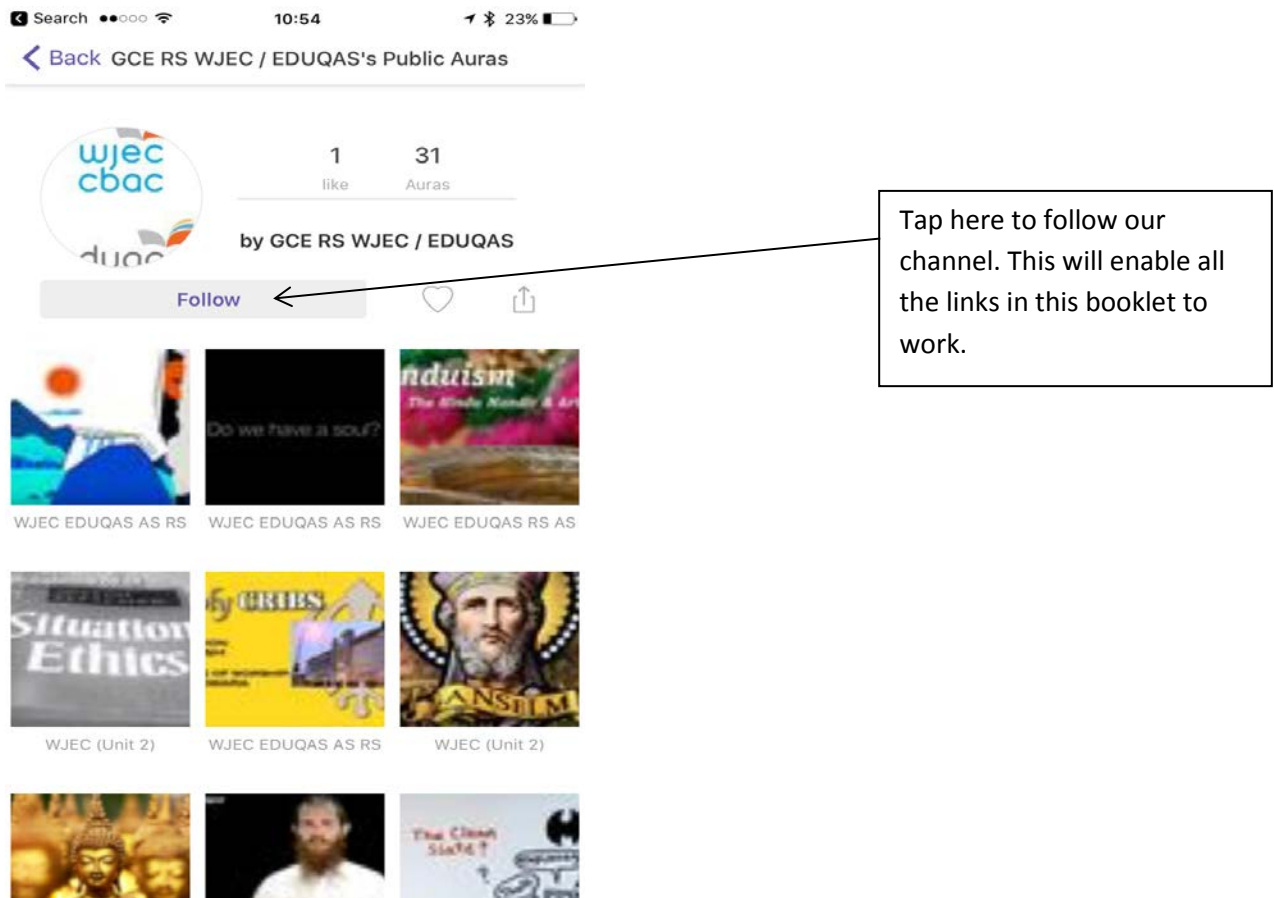


In the search box type in WJEC or EDUQAS.

3. It should take you to the next page ...

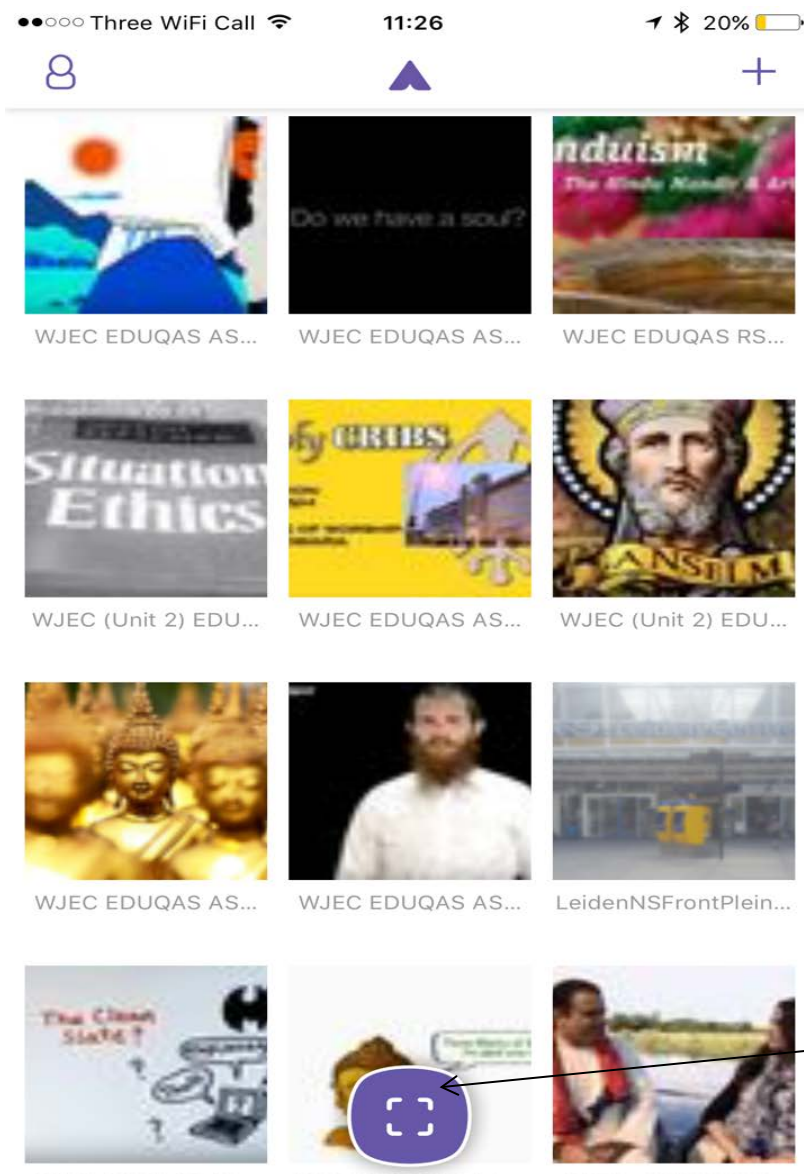


4. On the next screen tap on the 'follow' tab




5. All the image links in this booklet should now work. Why not try them out?

On the main screen



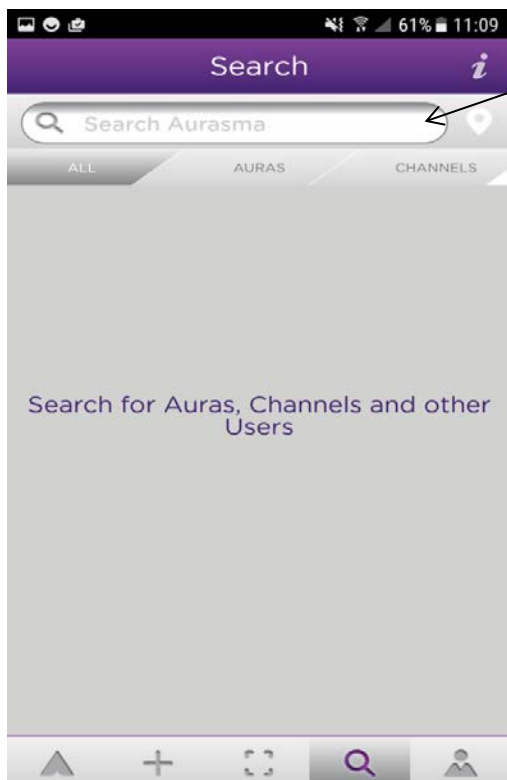
Finally tap here to activate your camera and hover your camera over an image on p.8 to p.38 to trigger an 'aura'.

For the Google Android version



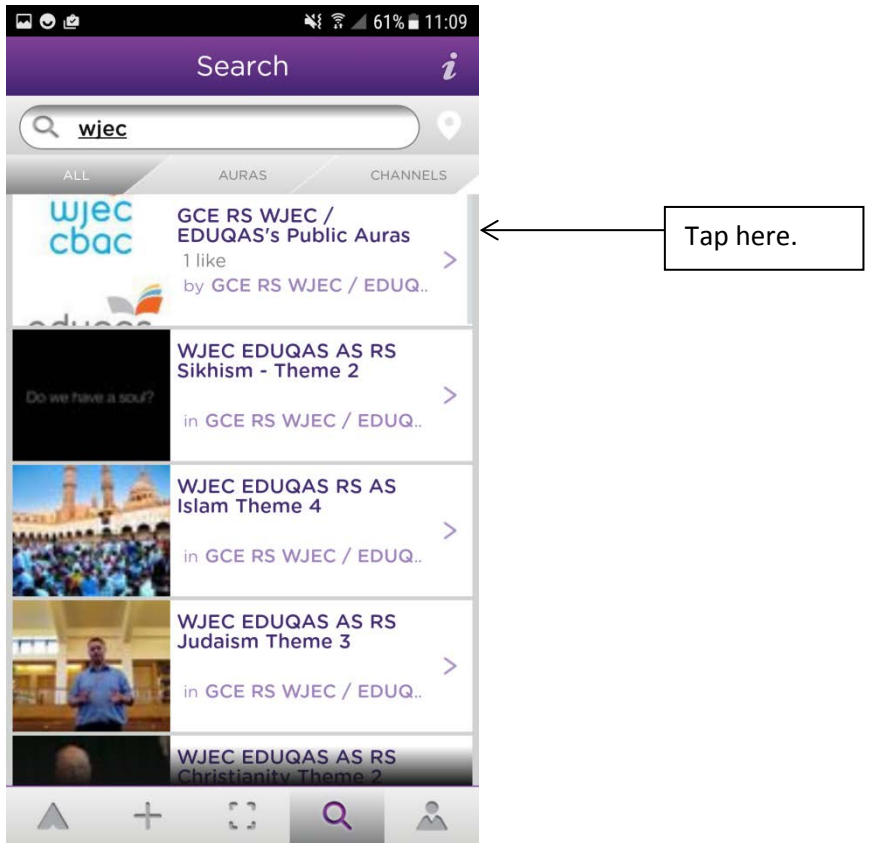
Tap this link here

3. It should take you to the next page ...

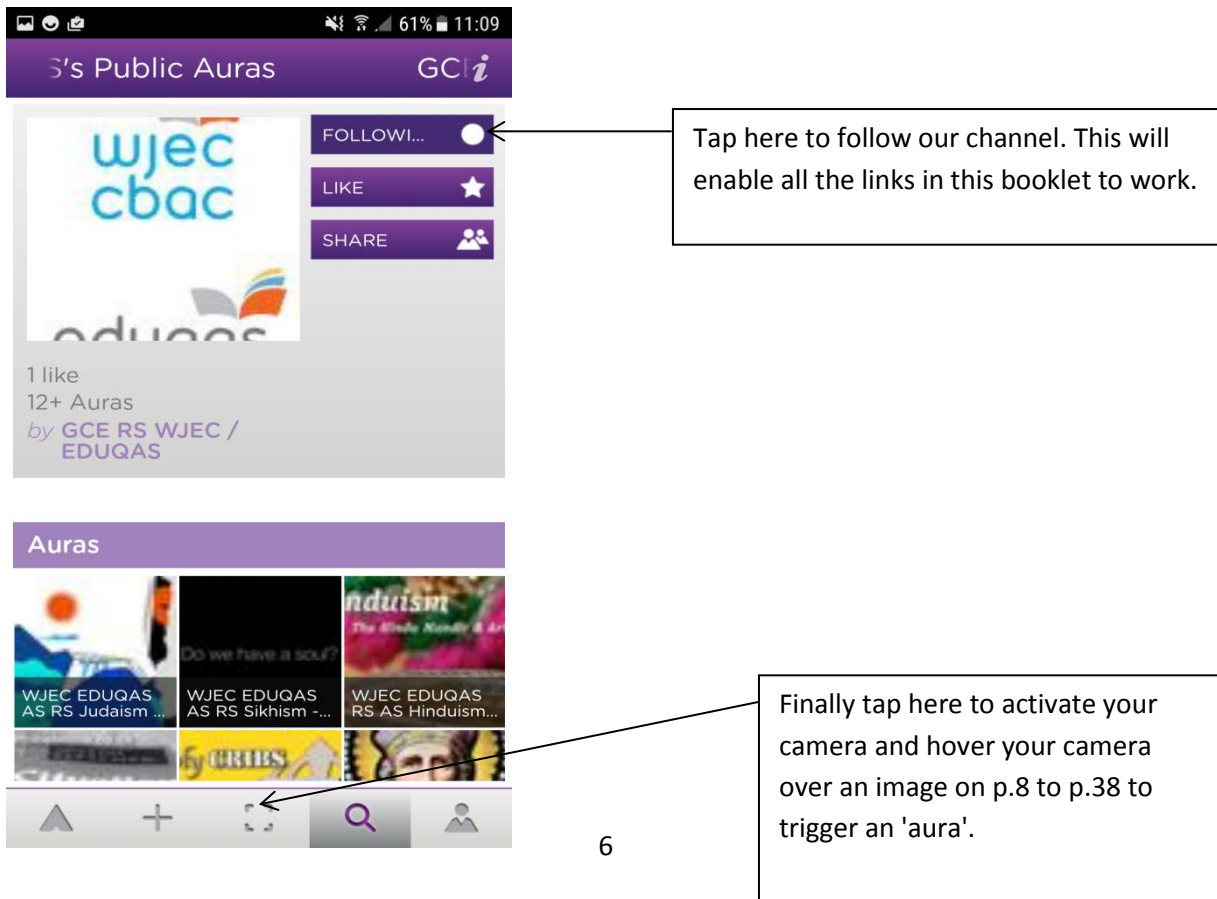


In the search box type in WJEC or EDUQAS.

4. You arrive on this screen..



5. You should now see...



How could we use the images /pages in the booklet in our centre?

Ask your students download the app, follow our channel and then they too can see the images 'come to life'.

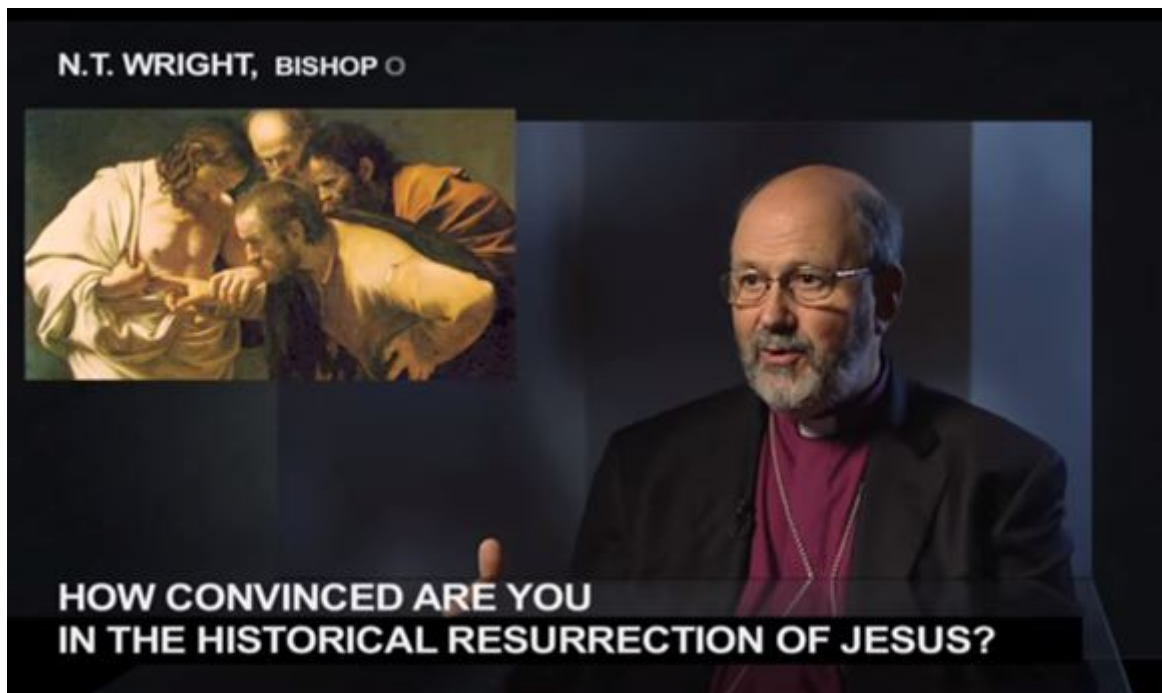
1. Print some of the pages on A3 Posters and put them in your room for open evening.
2. Put the image on your Twitter feed as an introduction to a new topic
3. Print the image out and ask student to look at the video for homework. Ask follow up questions next lesson to check they've watched it

How can we create our own Aurasma images / channel ?

Watch the video below to learn how to do this.
It only takes a few minutes.

<https://www.youtube.com/watch?v=63-ZF87RtoQ>

AS : Unit 1 Option A - An Introduction to Christianity



Theme 1B: N.T. Wright on the resurrection of Jesus

(Video by 100huntley taken from Youtube.com)



AS : Unit 1 Option A - An Introduction to Christianity



Theme 2C : N.T. Wright on Atonement

Christus Victor and Penal Substitution

(Video by Premier On Demand from Youtube.com)



AS : Unit 1 Option A - An Introduction to Christianity



Theme 3A : Justification by Faith

(Video by 3 Minute Theology from Youtube.com)



AS : Unit 1 Option A - An Introduction to Christianity

A Level RS

With Dave

Christian Theology

The Eucharist



Theme 4B : The Eucharist

(Video by Dave from Youtube.com)



AS : Unit 1 Option B - An Introduction to Islam



Theme 1A : How Islam began

(Video by Truetube from Youtube.com)

AS : Unit 1 Option B - An Introduction to Islam



Theme 2 : The concept of Allah

(Video by ILM Film on Youtube.com)



AS : Unit 1 Option B - An Introduction to Islam



Theme 3B : Hajj

(Video by National Geographic on Youtube.com)



AS : Unit 1 Option B - An Introduction to Islam



Theme 4C : Id-Ul-Fitr

(Video by Truetube from Youtube.com)



AS : Unit 1 Option C - An Introduction to Judaism



Theme 1C : The Torah

(Video by Truetube from Youtube.com)



AS : Unit 1 Option C - An Introduction to Judaism



Theme 2B : The Shema

(Video by The Bible Project from Youtube.com)



AS : Unit 1 Option C - An Introduction to Judaism



Theme 3B : The Amidah

(Video by Philip Cohen from Youtube.com)



AS : Unit 1 Option C - An Introduction to Judaism



Theme 4C : Yom Kippur

(Video by Chabad.org from Youtube.com)



AS : Unit 1 Option C - An Introduction to Buddhism




Theme 1: Introducing Buddhism

(Video by Oxford University Press from Youtube.com)



AS : Unit 1 Option C - An Introduction to Buddhism

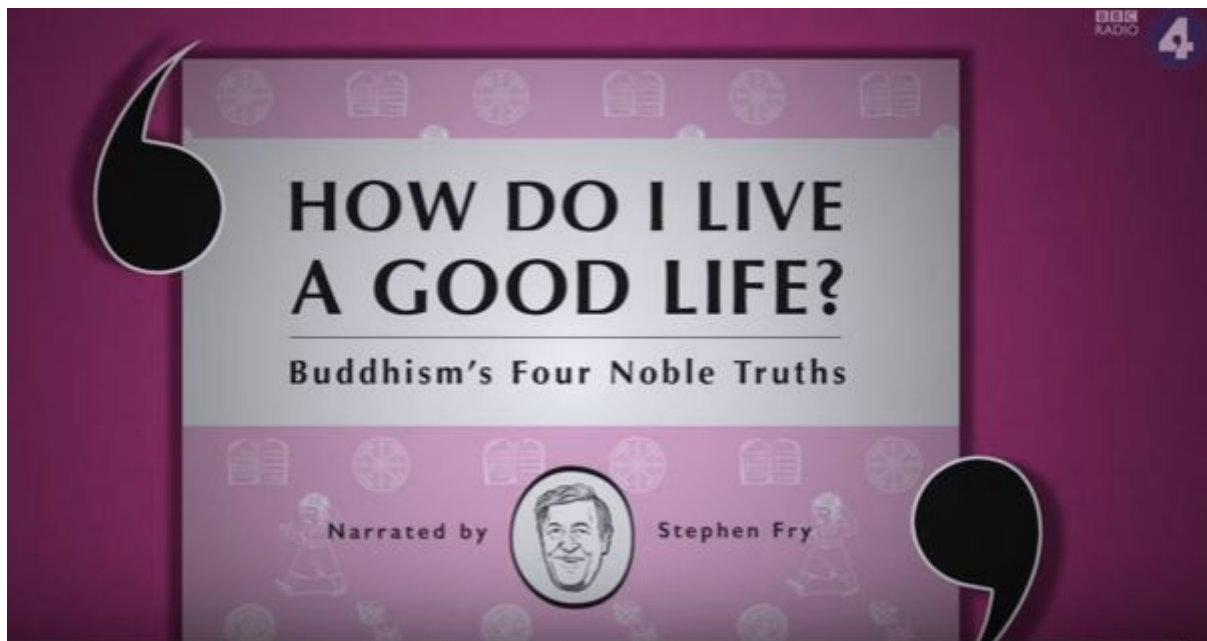


Theme 2A : The Three Lakshanas

(Video by Buddha Bits from Youtube.com)



AS : Unit 1 Option C - An Introduction to Buddhism



Theme 3A : The Four Noble Truths

(Video by BBC Radio 4 from Youtube.com)



AS : Unit 1 Option C - An Introduction to Buddhism

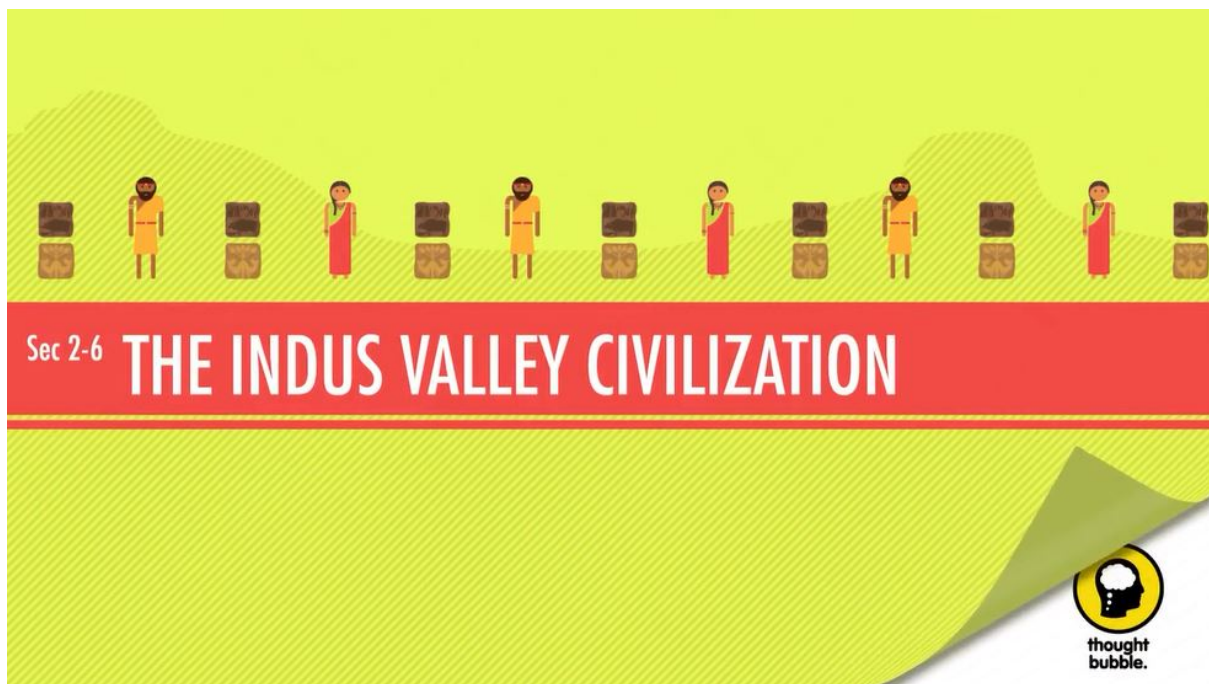


Theme 4C : Dana (Giving)

(Video by the Dharma Channel from Youtube.com)



AS : Unit 1 Option E - An Introduction to Hinduism



Theme 1A : The Indus Valley civilisation

(Video by Crash Course Philosophy from Youtube.com)

AS : Unit 1 Option E - An Introduction to Hinduism



Theme 2C : Karma and reincarnation

(Video by BBC Teach from Youtube.com)



AS : Unit 1 Option E - An Introduction to Hinduism



Theme 3 : Varnashramadharmā

(Video by Hare Krishna TV from Youtube.com)



AS : Unit 1 Option E - An Introduction to Hinduism



Theme 4 : Puja in the Mandir

(Video by BBC Teach from Youtube.com)



AS : Unit 1 Option F - An Introduction to Sikhism



EDIT THE VIDEO

Theme 1C : The Guru Granth Sahib

(Video by National Geographic from Youtube.com)



AS : Unit 1 Option F - An Introduction to Sikhism

Do we have a soul?

Theme 2B : The soul

(Video by Nanak Naam on Youtube.com)



AS : Unit 1 Option F - An Introduction to Sikhism

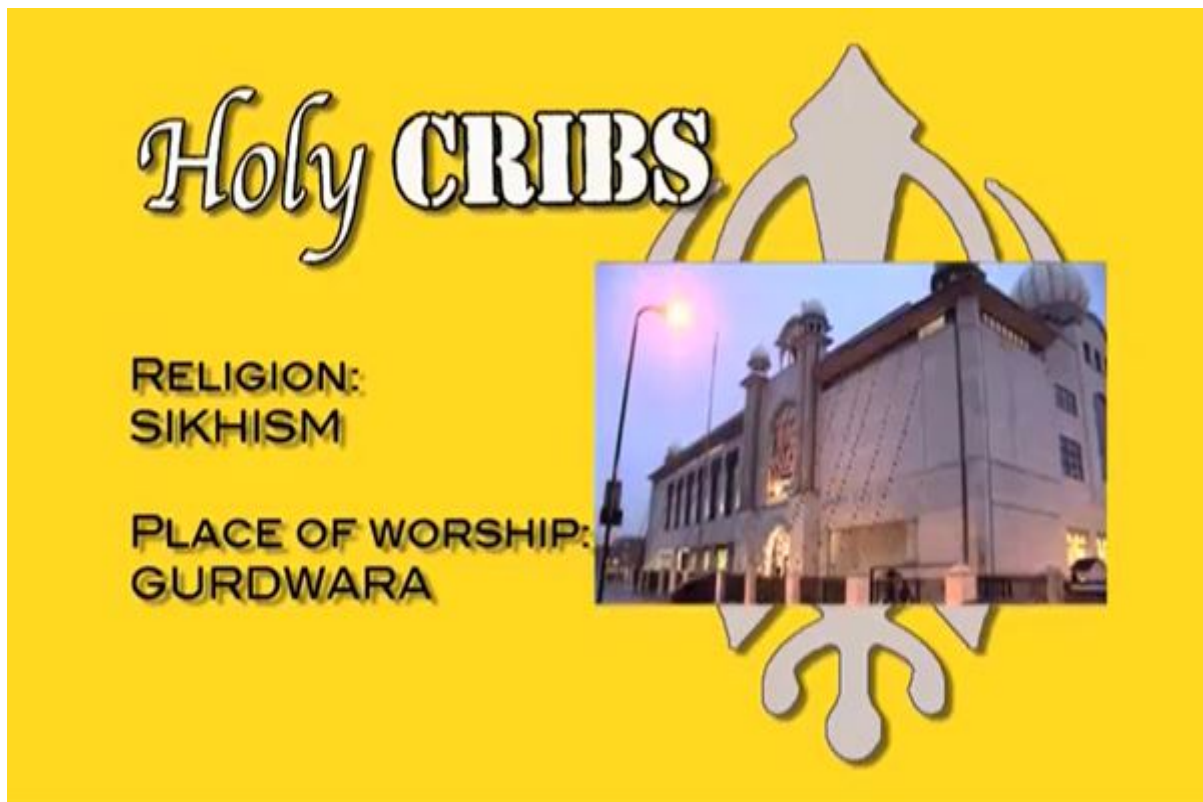


Theme 3 : The concept of sewa

(Video by BBC Documentaries on Youtube.com)



AS : Unit 1 Option F - An Introduction to Sikhism



Holy CRIBS

**RELIGION:
SIKHISM**

**PLACE OF WORSHIP:
GURDWARA**

Theme 4 : The Gurdwara

(Video by Truetube from Youtube.com)



**WJEC AS : Unit 2 Section B –
An Introduction to the Philosophy of Religion**



Theme 1B : The Teleological argument
(Video by BBC Radio 4 from Youtube.com)



WJEC AS : Unit 2 Section B –

An Introduction to the Philosophy of Religion

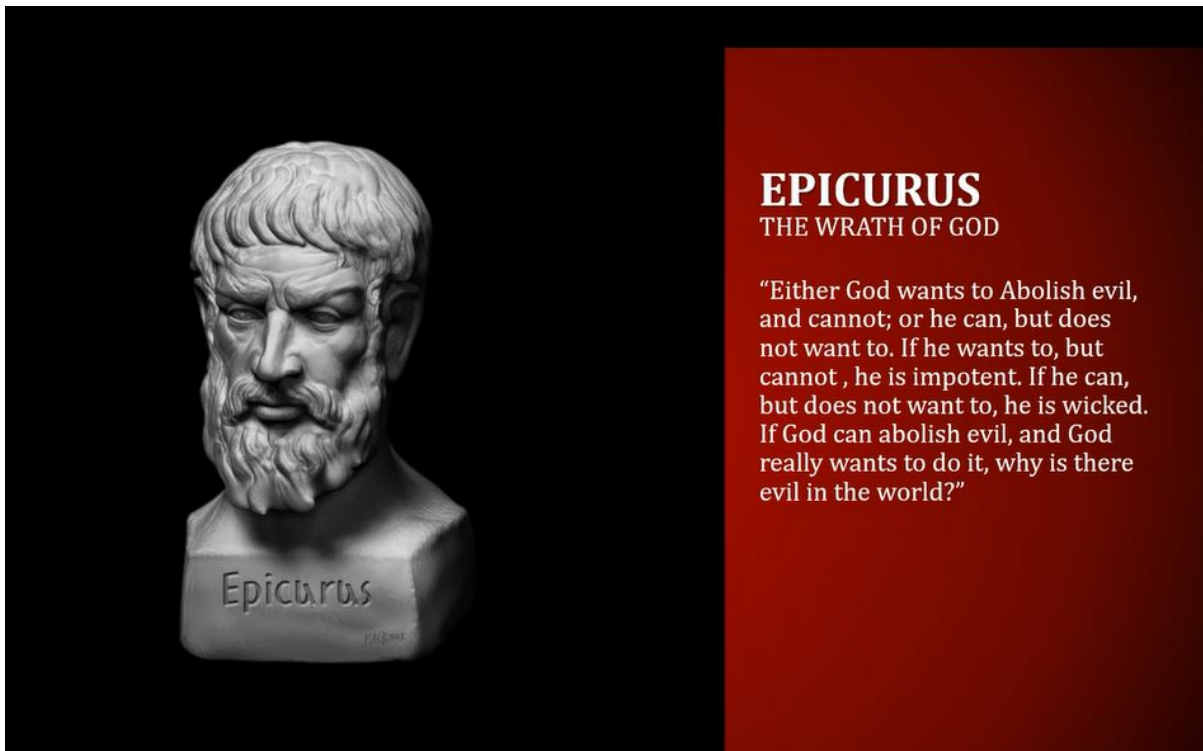


Theme 2 : The Ontological argument

(Video by DrCraigvideos on Youtube.com)



**WJEC AS : Unit 2 Section B –
An Introduction to the Philosophy of Religion**



EPICURUS
THE WRATH OF GOD

“Either God wants to Abolish evil, and cannot; or he can, but does not want to. If he wants to, but cannot, he is impotent. If he can, but does not want to, he is wicked. If God can abolish evil, and God really wants to do it, why is there evil in the world?”

Theme 3 : The Problem of Evil

(Video by Hereford 6th Form College on Youtube)



WJEC : Unit 2 Section A - An Introduction to Religion and Ethics




Theme 1 : Divine Command Theory

(Video by Philosophy Tube from Youtube)



WJEC : Unit 2 Section A - An Introduction to Religion and Ethics



Theme 2A : Aquinas' Natural Law

(Video by Crash Course Philosophy from Youtube)



WJEC : Unit 2 Section A - An Introduction to Religion and Ethics



Theme 3A : Situation Ethics

(Video by Ethicsonline.co.uk from Youtube)



WJEC : Unit 2 Section A - An Introduction to Religion and Ethics



Theme 4A: Act Utilitarianism

(Video by Crash Course Philosophy from Youtube.com)



WJEC AS : Unit 2 Section B –

An Introduction to the Philosophy of Religion



Theme 1B : The Teleological argument

(Video by BBC Radio 4 from Youtube.com)



WJEC AS : Unit 2 Section B –

An Introduction to the Philosophy of Religion



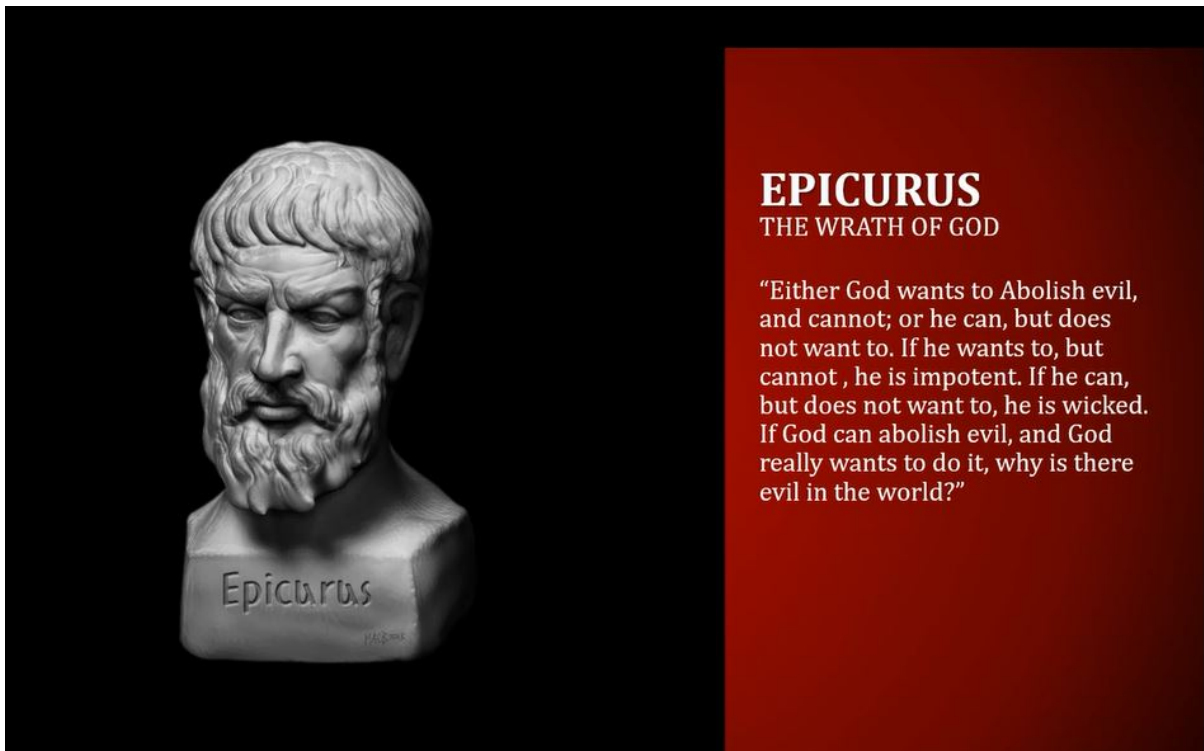
Theme 2 : The Ontological argument

(Video by DrCraigvideos on Youtube.com)



WJEC AS : Unit 2 Section B –

An Introduction to the Philosophy of Religion



Theme 3 : The Problem of Evil

(Video by Hereford 6th Form College on Youtube)



**WJEC AS : Unit 2 Section B –
An Introduction to the Philosophy of Religion**



Theme 4A – Conversion (of St Paul)

(Video by Saddleback Kids taken for Youtube.com)

